



# The ORC Newsletter

Official publication of the Ozaukee Radio Club, Inc. Mail all contributions to the editor, Tom Ruhlmann, W9IPR, 465 Beechwood Dr., Cedarburg WI 53012 (phone 262 377-6945). Permission to reprint articles published in any issue is granted provided the author and the Ozaukee Radio Club Newsletter are credited.



ORC Repeaters on 146.97, 224.18 and 443.750 MHz - Callsign W9CQO

Web site: [www.ozaukeeradioclub.org](http://www.ozaukeeradioclub.org)

Facebook: [facebook.com/orcwi](https://facebook.com/orcwi)

Volume XXXII

August, 2014

Number 8

## From the President

*De Gary Drasch, K9DJT*



My hope this month was to be able to conduct a meeting without the need for a moment of silence. Unfortunately Walter (Wally) Stasiowski, WA9KFR, became a Silent Key (SK) on the first of the month. I had never met Wally, but did have a couple of short QSO's with him on 97. My understanding is that he is a past member of the ORC and was friends with a lot of our members. Rest in Peace Wally...

As many know, we lost Bob Truscott, W9LO (SK), at the beginning of July. Bob was planning to attend Field Day this past June but developed some major health issues which prevented him from participating. His wishes were not to have a traditional memorial service, but rather a gather of friends at the ORC meeting place to share some food and drink. And we did just that...along with lots of memories. Besides his children, Beth and John, there were about thirty people who attended. In addition to ORC members, there were some old Channel 6 colleagues, with some people traveling from as far as Chicago. The club has had the privilege of being able to use Bob's call sign at Field Day for many many years. Because of that, a conversation occurred with a few members talking about the club acquiring Bob's call sign sometime in the future. I think this is a good idea, but need to remind everyone there has also been a suggestion to acquire Hal Giese's call sign of W9RXJ. Both Bob and Hal were extremely instrumental in making the ORC what it is today, and therefore makes for a hard decision. With all the talent and creativity in this club, I trust some individuals will come up with an idea of how to acquire both calls. Now that would be a tribute!

Just when I thought things were calming down for the summer, the Circle B situation raised its head. I sent them an invoice for the deposit we made and costs incurred because of their lack of honoring our Spring Swapfest contract. Instead of just paying, they decided not to accept and/or pick up the certified letter under which I sent the invoice. That decision caused the board to decide to take them to Small Claims Court. Chuck Curran, W9KR, investigated the process and filled out the necessary paper work. He and I then took it to the court house where we filed and received a court date of August 20<sup>th</sup>. We also needed to stop off at the sheriff's office requesting the delivery of the summons. This cost the ORC a total of \$129.50 which should be reimbursed by Circle B if we win the case. Will the ORC win? We have the copy of the contract, a cancelled check showing a memo that it was for the 2014 Swapfest and a returned, unopened, certified letter showing three delivery attempts. The answer should be yes.

Next month I hope to write about some fun stuff...like working DX, Lighthouse Event or fixing up some boat anchor. THEREFORE, I AM DECLARING NO MORE SK's!

Looking forward to seeing you at the August meeting.

73 and God bless,

## Bob Truscott, W9LO, SK

Bob was born August 14<sup>th</sup>, 1927 in Sedalia MO and grew up on a farm in Council Bluffs Iowa. During his high school years at Abraham Lincoln High Bob was in ROTC and an active Civil Air Patrol (CAP) member. It was through CAP that he earned his private pilot's license.

Upon graduation he directly joined the Army Air Force with hopes of being a military pilot but the war was winding down and he was sent to radio operator's school at Scott Airfield in IL. With the war over Bob was given an early discharge Dec. 24<sup>th</sup>, 1946.

Bob noted that TV was the coming technology and enrolled at Central Radio & TV School in Kansas City MO. From which he graduated in June of 1948. It was in KC that he earned his first amateur radio license in Oct. 1947 with the callsign of W0EJA. His first job was at station WOW in Davenport and it was there that he met his wife of 64 years, Jean.



Since then he worked at TV stations in Omaha, Rockford, Chicago and then Milwaukee at Channel 12. Over the years he also had the callsign W9NYJ and in the late 70's he obtained the current callsign of W9LO.




Bob has been a principal CW operator since the earliest of the ORC field days. Typically he and Gary Sutcliffe (W9XT) would team up and operate 40 meters CW. For the past several years they challenged the 40 meter phone team to the number of contacts during the 24 hour period. As might be expected they always won and took home the six pack. The tent used by Bob during field day was surplus from WWII and of recent years it provided little protection from the rain that frequently occurred during field day. While the tent was finally replaced a section was removed and presented to Bob as a memento of field days past.

Bob was well known throughout the area as an accomplished TV engineer, avid CW operator, contester and gentleman. Bob will be missed by many and especially by those of us in the Ozaukee Radio Club.

Bob is survived by his wife Jean, daughter Beth (Mark) Phillips of Jackson and son John of Taiwan.

## Bob Truscott W9NYJ/W9LO Broadcast Television Pioneer

De Ron Yokes (W9BCK)



During the early 1950's a group of television station -savvy people including managers of programming, production and engineering was formed from among the personnel of WOWT-TV Omaha NE /Council Bluffs IA to undertake the building and operation of WREX-TV Ch. 13 Rockford IL. Bob Truscott supervised the engineering team and was key to planning the construction layout(s) for video, film, audio and transmitter systems, equipment racks, consoles and studios in a new building under construction.

After completion and period of operation, a smaller group of key people from the WOWT group moved on to Milwaukee to similarly build the facilities of Channel 12 which 'hit-the-air' as Hearst-owned WISN-TV June 27, 1954.

A still smaller WOWT group then took on the job of planning and construction of WITI-TV Channel 6 on a site located north east of the Port Washington and Donges Bay roads intersection in Mequon. (I-43 did not exist then) and the 1000' tower stood on the location now occupied by a cellular antenna complex. The combined studio/transmitter building was sited adjacent to the tower, close enough to suffer ice-chunks falling from the tower, which when they struck the roof thunderously, caused cascades of cement dust to fall from the concrete roof slabs to cover consoles, rack and people.. The studio Vita-Scan system (Dumont) produced the first live-studio color pictures to be aired in Milwaukee which was unique in that the 'camera' contained a hi-intensity 5-inch CRT. The scanning light was lens-focused on the scene to be televised and the reflected (modulated) scanned light was picked up by RGB-filtered photocells. Photocell output signals from multiple ceiling-mounted fixtures (akin to lights) were carried by individual RGB coaxial cables to master control consoles for signal leveling and conversion to NTSC color format prior to transmission. The studio was required to be completely dark. Unwanted extraneous random light caused 'snow' in pix. Strobe lights turned on during vertical intervals allowed talent to see each other and read copy. The multiple strobed lamp fixtures would turn off before the first line of picture was scanned, thus avoiding random light noise... (Overall system detail is described in a recent publication Milwaukee Television History 'The Analog Years'\*. The complex implementation of this industry-unique system can be included among Bob's list of TV industry 'firsts'. Another 'first' was Bob's oversight for the construction of the tallest self-supporting TV tower in the United States ... erected in Estebrook Park (Capitol Dr. & Milwaukee River).

Next, moving to Chicago, Bob took on the difficult task of constructing channel 60, a 1000 KW ERP transmission system atop the Sears Tower. During this construction, 230' of radomed 'Twin" towers were added to 90' of existing structure to accommodate the Ch. 60 antenna on one tower and WLS-TV CP antenna on the other. The project was unique in another respect: Ch. 60 had two owners, each of whom insisted on having their own (and separated) ground-level located studios, each requiring separate Studio-Transmitter microwave links, All systems designed and construction-supervised by Bob. He was Director of Engineering reporting to two owners drawing salary from each. The broadcast day was split between owners, AM and PM.

When one of the owners acquired the facilities and later sold the 'works' to another entity, Bob moved on to North Carolina to implement a 5000 Kw CP ERP facility, lotts a UHF power on the ground...another first. Later, Bob consulted and filed for Low Power TV applicants (LPTV) and supervised station construction when contracted by the licensee. Bob continued this work until retirement, likely hastened by the fact that the LPTV license was a TV service secondary to the coming of UHF license assignments for the arrival of Digital TV.

...As lived, remembered and related by friend and co-worker Ron/W9BCK

\*Marquette University Press

## **Wally (Walter A.) Stasiowski (WA9KFR), SK**

De Jim Albrinck (K9QLP)

Wally Stasiowski, WA9KFR, passed away on Friday, August 1, at the Samaritan Home in West Bend. I first met Wally at the ORC back in the '80's. He was a quiet person who kept to himself and sat with some of our former Port Washington members. Wally was big into six meter sideband and coaxed me into joining the six meter net on 50.160 each Tuesday and Thursday nights at 2100. Roger, WD9JWT, was net control. One day I received a letter in the mail and it contained a beautiful, color certificate saying "Six Meters---The Magic Band". It was signed by Wally and it was his way of promoting activity on six meters. No club sponsorship, just his way of promoting another facet of Amateur radio.

Wally faded into the woodwork after his wife passed away. I heard that he was a resident at the Samaritan Home from Ted, N9LLT. On a few trips to West Bend I stopped by to visit and he was quite concerned that his license would expire and that he wanted to get on the air. Nels provided a mobile rig with

a power supply and antenna and I installed them for Wally. Until recently, Wally chatted weekly with Ralph, N9LAD, Nels, and me. He even checked into the Tuesday night net from time to time. And yes, I did help him renew his license in March. He said "Well that's done for another 10 years!"

Wally was a veteran of the US Coast Guard, like Gary Sharbuno, WI9M. The two occasionally shared memories as they were both from Port Washington, also. No services were held. May Wally rest in peace.

Wally was 92 and is survived by his two sons, Scott and Kelly.

## DX'ing & Contesting

De Gary Sutcliffe (W9XT)



August is usually a low activity month on the radio for me. It seems like there are so many other things going on. You can see that we are on the downward side of summer and the list of summer stuff to get done seems to hardly be touched. Radio conditions are not that hot either.

This is a good time to check out the antenna system. Put power into every antenna on every band it is used for. Make sure the SWR is normal. Make sure the rotor is working. If your tower has guys, make sure the hardware is tight and the wires are at proper tension. If you find anything not working, you can start making plans to get it fixed before the snow flies. With our long cold winter, a late spring

and a relatively cool summer, that first snow might be here in early October.

Contests are pretty light in August. The North American QSO Parties are this month. The CW portion was the first Saturday of the month, and the Phone version is the 3<sup>rd</sup> weekend. This is a good contest for starting contesters. It is a short one, only lasting 12 hours, but you can only operate 10 hours. It starts at 1:00PM local time on Saturday. You give out your name and state. Multipliers are US states, Canadian provinces and North American countries worked on each band. You can work a station again on different bands. Stations are limited to 100 watts. Low power and domestic contacts for the most part mean that big stations don't have as much advantage as they do, say in DX contests.

The biggest August contest is the Worked All Europe Contest. Although I have not worked it in many years, it holds a special place in my heart. Back when I was a freshman at UW Madison and majoring in Ham Radio with a minor in electrical engineering, someone suggested that we operate the WAE contest as a multi-op from the club station W9YT. We ended up winning the US multi-op and won a really nice metal plaque. A couple of years later I spent the summer in Senegal in West Africa. I had a small station set up in my hotel room and decided to operate it. I ended up #2 from Africa. That was a lot of fun.

The CW portion of WAE is August 9 (0000UTC) to 2359 UTC August 10, but you can only operate 36 hours and off times must be at least 1 hour long. Basically the world works Europe. The exchange is signal report and serial number. Multipliers for us are the European countries worked on each band.

WAE has another way of making points no other contest I know has. In addition to making contacts like every other contest, you can get points for sending "QTCs". These are essentially reporting previously made contacts. For example, say I work DA1AA at 0510Z and he gives me the report 599 123. Later on I can send QTCs to a different station in Europe. I would send the time, call sign, and the received serial number, so the QTC would be 0510 DA1AA 123.

There are a number of special rules on QTCs, like you can't report a QSO back to the same station, and you can't send more than 10 QTCs to the same station. If you are interested in the WAE, complete rules are at [www.waedc.de](http://www.waedc.de), including more rules on QTCs.



If you really want to work a contest on August 30, you might consider the Full Day of Hell contest. I'm not making this up! It is a contest using Hellscriber. Hellscriber is a digital mode that instead of sending characters sends graphics. It is a form of facsimile. I'm sure this is a very popular contest, but I have never operated it or Hellscriber for that matter. Rules are at [www.feldhellclub.org](http://www.feldhellclub.org).

There are no big DXpeditions this month, and I was about to skip them entirely except that a friend of mine, K9GY is going to be operating as K9GY/VP9 from Bermuda. He is basically going there to operate the WAE contest. Eric is probably better known as T6MO where he did a couple of tours in Afghanistan with the Army.

That wraps up August. With summer winding down, radio conditions not being that great, and not a lot of contesting and DXpeditions, no one is going to say too much if you don't spend a lot of time on the radio this month.

## The Computer Corner

### No. 198. A Remote Switch For Your Desk

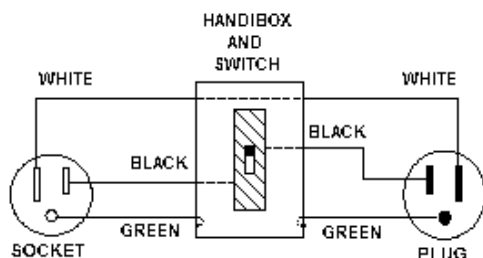
by Stan Kaplan, WB9RQR  
715 N Dries Street, Saukville 53080 (262) 268-1949  
[wb9rqr@att.net](mailto:wb9rqr@att.net)



Here is an idea that I have been using for years to solve part of the problem of the tangle of wires and powerstrips under my computer desk.

The problem is partially a functional one, best explained by what I do when I want to turn on my computer. Almost all wires and cables are neatly tucked out of sight on the floor at the back of my desk, near the wall. The solution allows me to flip one switch, mounted in a handibox attached to the leg of my desk near the floor. That turns on the monitor, the power cube that supplies the speakers, the desk lamp, and it supplies power to the computer (though the computer does not start yet). Then I press the on/off switch on the front of the computer and it begins the boot process. Those two switches start everything.

Well, you say, I can do that with my surge suppressor power strip. Yes, you can. But invariably, all power strips have the switch mounted at the end of the strip where the power cord enters. Now that might be good engineering practice – turn the power on and off right where the electrical cable enters the strip. But it sure does make for a mess under the desk, because the strip and every plug that plugs into it has to be close enough so that you can reach the switch, which makes it and the cords visible and a mess. Wouldn't it be nice to have a remote switch to do all that? A single detached switch that controls the power strip itself? Then you can stow the power strip and all associated cables away under the back part of the desk. So, here is how you can do that.



Buy a three-wire plug (it plugs in the wall), a socket (the powerstrip plugs into it), a metal handibox with switch plate, a standard SPST 15 amp switch and a few feet of three-wire power cord (AWG 16 or larg-

er). (Those of you who are clever will use a computer power cord cut in two to provide the socket, the plug and the wire). Connect as shown. The white wire simply goes through the box without connecting to anything inside. The two green wires enter the box and are bonded to the inside of the box with a machine screw, star washer and nut, Be sure there is a good electrical bond between both green wires and the metal of the handibox. When wiring the plug and socket, just remember this: the black wire goes to the gold or brass-colored screw, and the white wire goes to the silver-colored screw. Of course, the green wire goes to the green screw. Be sure to get this correct, for safety!

Now, mount the handibox to a conveniently reached leg of your desk. If you have a wood desk, simply screw it to a leg before you wire the switch. If your desk is metal or if you don't want to use screws, run a plastic cable tie or two through the holes in the back of the handibox and use them to anchor the assembly to the leg. Now plug the power strip into the socket and the plug into the wall. Neatly dress the power cords coming from the handibox back, out of sight, and tuck away the power strip and all other wires. Voila! Happy computing!

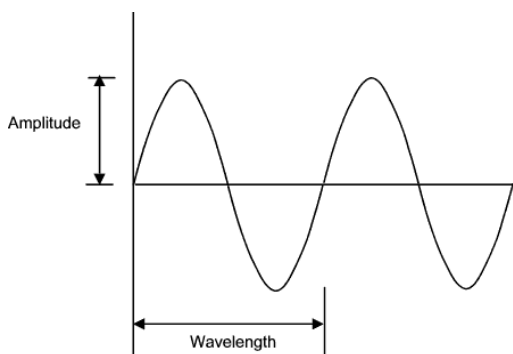
This article was modified from #114, first published in April 2004.

## Understanding Test Equipment©

de Gary Drasch, K9DJT



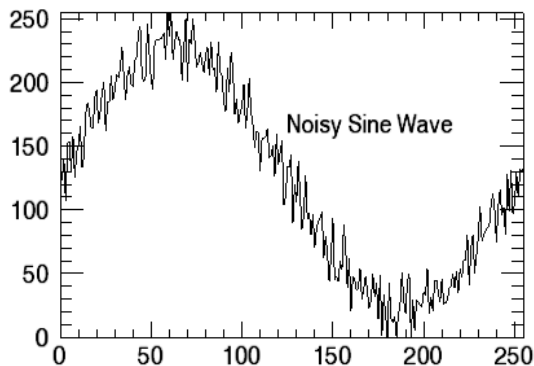
We've discussed the VOM, VTVM and DMM. We even talked a little about insulation testing. So what is the next most useful piece of test equipment? We all have our own opinions, but for me it would be the **Oscilloscope**. I have always felt if a technician is knowledgeable and has a detailed schematic of the item he/she is trying to repair, they can do it with a good DMM and Oscilloscope. Yes, there are specialty instruments such as the transistor, capacitor, inductor and insulation testers. Then we could go to the signal generator or function generator and don't forget the wattmeter, grid-dip meter and antenna analyzer. All these instruments have their place and your purchase of those will depend on your specific interests, e.g., repairing boat anchors vs. antenna experimentation. The thing is, if you want to repair an electronic apparatus which was previously working, you can most likely do it with a DMM and **Oscilloscope**, most of the time referred to just as a **Scope**.



So what is a scope going to do for you? It will give you a win-dow into the circuit you're analyzing. Let's say you measure 120 VAC at your wall outlet in the shack with the DMM. Most of us would assume it is a sinusoidal wave at 60Hz. Wouldn't it be neat to actually see what it looks like? Instead of just a number, you could see the voltage and wave-shape similar to the picture on the left. (Simplified: The "voltage" is the amplitude, and the "frequency" is the wavelength. We'll get more specific later.)

Now let's say you have in-

termittent noise every morning at 8:30 AM on 3860. Is it coming through your antenna system to your receiver, or is it being generated in your home and coming through the radio power supply? Being a knowledgeable technician, you would expect to see a waveform such as the one on the left, but when you connect your **Scope**, it displays a waveform like the one to the right. In addition, the wave changes from the clean one to the noisy one, i.e., intermittent. You now know you need to look internally for your noise source, which is another problem in itself. (Another quick way to determine



the source would be to connect the radio to a battery, eliminating your 120 VAC wiring in your house. If the noise subsides or weakens in amplitude you also know it's your household power.)

The point I am trying to make with the above is the *Scope* is going to display the voltage, AC or DC, or even the current when using a current clamp as a probe. You can look "through the window" at the measurement and see what's inside!

Don't forget to ask your questions on the "ORC Radio Chatter" forum board. I look forward to hearing from you.

73, Gary

## 2014 Field Day Wrap-up



Well folks, another year has come and gone, and another Field Day is in the books. I wish to thank all of you who participated and helped in the organization and running of another successful outing. Yes, I know our score will not match those that we had in earlier years, but we still had fun and enjoyed pretty decent weather to boot. Both Gary W9XT and I want to thank all of you who were involved in this operation.

We have had the shock of losing several of the key players in our field day cast this year, with the passing of Gary WI9M, Leon K9GCF, Terry KA9RFM, Bob N9NRK and Bob W9LO. These gentlemen were key to the success of our operations over the last several years, and with their passing, we needed to rely on new blood to step forward and participate. With the addition this year of full efforts by folks like Mike AE9MY, Nate KC9TSO, Zack KC9ZNR, John WA9KNY, Cliff KC9RNV, Kristian KC9TFP and others, we were able to meet most of the logistical objectives. K9DJT took over as the 20 meter SSB captain, which was previously the domain of Leon.

I would not want to forget the great support, year after year by our members; Gary K9DJT, Tom W9IPR, Vic WT9Q, and Gary W9XT, who served as band captains for our 4A class. In addition, Ed AA9W managed the GOTA, and Janice KA9VVQ, along with Bruce W9FZ set up a VHF station at the last minute to allow us to make 50 meg QSOs. Our stalwart cooking crew served a delicious turkey dinner on Friday night, and breakfast on Sunday morning, with Stan WB9RQR and Nancy KC9FZK, along with Kristian and others helping out. There was a moderate turnout of additional club members to help set up, tear down and help operate, but we could definitely use a little more participation



for these efforts in the future.



This year's effort in 4A yielded about 2800 QSOs, which was similar to last year's QSO total. In recent history, our 2011 effort in 5A yielded about 4500 QSOs, with a good sporadic E opening most of the weekend helping totals, as well as the presence of many of the good operators in the club participating that year. It looks as if the main objective of our Field Day effort will be shifting more toward training of new operators, and presenting Amateur Radio to the public in general. To that end, we





will be looking to move the Field Day location to a more publicly exposed setting in the future. This year, we lost our previous spot in the Lazy Daze complex, due to sale of some of the property, and were relocated to a somewhat smaller zone on the west end of the campground. This was a 'tight' location, and required some creative antenna placement, but was still tight for a 4A classification. It had some good points, like plenty of trees for shade while setting up and tearing down, and good access via the park roads. It was harder to find, and I hope all who came did not have too much trouble finding their way into the location.

For the future, we will be cleaning the shed, in order to park the 2 tower trailers we presently have, and will be needing to work of the towers, and antennas, as we continue to have some trouble with the crank ups being temperamental. Please let me know how you can participate in the future for the continuance of a great Field Day experience within the ORC group. Again, thanks to all who participated and see U next year!!

Ken W9GA, and Gary W9XT (Chair and co-chair)



Maybe this is why 40 CW beat 40 Phone again

## Junk Box Product

If you like to operate PSK you have to disconnect the mike and connect the interface/TNC. It is a bit of a hassle. One alternative is to buy a switch from MFJ for \$52 (incl. sales tax). Another is to search the junk box for an old A/B switch, two panel mike connectors and a mike cord with an appropriate connector. My connector was an 8 pin and to keep the wiring straight I would only remove one wire at a time from the parallel connector and solder it to the mike connector. To keep track of the wires, remove pin 1 wire and solder it to the mike connector pin 1. Then pin 2 etc. Continue through the wires up through #8 and then remove the balance. Easy to do and looks good. Good luck.





## For Sale, Trade or ?

Update on NM9M, Jerold (Jerry) Waedekin (SK) radio gear.

|                              |       |
|------------------------------|-------|
| Icom IC-746 PRO              | \$800 |
| Astron RS35M                 | 125   |
| 2012 ARRL Handbook           | 25    |
| 2014 ARRL Handbook w/CD      | 40    |
| Vibroplex Lightning Bug      | 30    |
| Hustler 4/5BTV (?) Antenna   | 100   |
| Radio Shack 12v 19A Pwr Sply | 10    |
| Heathkit Cantenna Dummy Load | 15    |
| QST's & Repeater Directory   | FREE  |

Items in West Bend.

Contact via W9KHH email. [totzke@mac.com](mailto:totzke@mac.com)  
Will relay to XYL.

## Upcoming Events

What: 2014 Corn Roast

Where: Waubedonia Park Pavilion (just west of Fredonia, WI)

When: Saturday August 23, 2014

*Capital City Ham Radio Summer Swapmeet - Sunday, August 10- AM - 1 PM.*  
*Madison, Wisconsin - Location: McGaw Park, 5236 Lacy Road, Fitchburg.*

## International Lighthouse Lightship Weekend – August 15th

Friday afternoon/evening, August 15th, members of LeFrog and the Ozaukee Radio Club will be setting up a 30' Tower and an A4 Tri-Band Beam on the property adjacent to the Kevich Light in Grafton, Wisconsin. This is private property and we have permission from the owner's, Dave and Mary Bennett.

This is in preparation for the annual International Lighthouse Lightship Weekend event. Amateur radio clubs and amateurs around the globe will be doing the same type of thing as we attempt to contact other lighthouses.

We are registered as US0193 and will be using the W9CQO call sign. See <http://www.illw.net/> for more information about the weekend event.

The ORC and LeFrog will be setting up one 20' X 30' Tent, Club Banner and Operating Table next to the Lighthouse. We will be operating, basically on 20m, from 8am Saturday morning, August 16th through Sunday afternoon, August 17th, but not overnight. We'll probably call it quits Saturday afternoon around 5pm and Sunday around noon.

Along with an HF Radio, which LeFrog will supply, Tom, AA9XK and Loren, N9ENR will be supplying Automatic Antenna Tuners. We'll also have D-Star running along with a dedicated computer for logging. We plan to use our new Icom 9100 transceiver as well.

If you're interested in helping out (setting up and/or operating) we are asking that you contact Bill KA9WRL or Me Tom KC9ONY so we have an idea of who will be joining us. We might need help transporting the tower sections, too. You can reach us through the club website mailing system or via the e-mails listed in the club roster.

You're all welcome to join us at the Kevich Light. Bring your own little cooler with drinks of your choice and even a sandwich for lunch,

If you are like me and do not own HF equipment nor have any experience with HF, don't let that stop you from coming out. We will get you on the radio to try it out. It's all about having fun and learning. If you need directions or talk-in, someone will be monitoring the ORC 2m repeater, 146.970 MHz, (- offset), PL 127.3

This is a non-pressure, non-contest event, so be prepared to just have fun!

WHO: Ozaukee Radio Club and LeFrog

WHAT: International Lighthouse Lightship Weekend special event station

WHERE: Kevich Light House, 1270 Lake Shore Road, Grafton, WI 53024-9725

[http://www.bcwaternews.com/Original\\_Content/exclusives/2006/lighthouse.htm](http://www.bcwaternews.com/Original_Content/exclusives/2006/lighthouse.htm)

The lighthouse is located along Lake Shore Road between Falls Road and Lakefield Road in Grafton, Wisconsin.

GPS coordinates: 43°19'24.6"N 87°53'18.4"W

43.323510, -87.888440

WHEN: Friday, August 15th 1pm - 5pm? (until tower is set up)

Saturday, August 16th 8am - 5 pm operating

Sunday, August 17th 8am - noon operating

Sunday, August 17th noon - 5pm break down equipment

## **ORC Fall Swapfest at Fireman's Park      Sept. 27th**

**SHREDDING EVENT!** Saturday, October 4<sup>th</sup>, 10am – noon - Cedarburg City Hall Parking Lot

### **Club Static**

Bill, KA9WRL, just reported that Tom (W9VBQ) Murtaugh's wife, Sonja, passed away on Monday. She was suffering from a brain tumor for the past several months.

According to Bill, Tom was expecting this for the past several weeks and therefore is coping reasonable well. He also mentioned Tom sold his house and has moved into an apartment in Menomonee Falls.

His new address is: Tom Murtaugh  
N77W17700 Lake Park Drive  
Apt. 244  
Menomonee Falls, WI 53051

Please keep the Murtaugh family in your prayers. May God bless...

73, Gary (K9DJT)

## Minutes– July 9th, 2014

*Bryan Skrentny (N9LOO) - Secretary*

July 9, 2014

President Gary Drasch, K9DJT, called the meeting to order at 7:29 p.m. Gary opened the meeting with a moment of silence for Bob, W9LO, who passed away this past Saturday. Introductions followed.

### Announcements/Show-and-Tell:

Janice, KA9VVQ, is moving to Minnesota so this was her last 'regular' meeting although she noted that when she comes back to visit she hopes to attend another meeting.

Tom, W9IPR, reminded everyone that the club will be selling equipment at the South Milwaukee (Oak Creek) Swapfest this coming Saturday.

The W9DXCC convention is being held on September 19-20<sup>th</sup> in Schaumburg, IL this year.

Bill, KA9WRL, announced that the location for the August Lighthouse special station event has changed. It will now be held at the Kevich lighthouse which is located along Lake Shore Road between Falls Road and Lakefield Road (1270 Lake Shore Rd, Grafton, WI).

Chuck, W9KR, mentioned that we are still awaiting further details about Bob's upcoming arrangements. A small 'Celebration of Life' gathering will be held for his closest friends but we need to watch the re-mailer for more details.

Stan, WB9RQR, distributed the 7 club laptops used for the Field Day event with one still available. Jerry, KC9WUI, received it. All will be returned to Stan next spring so he can get them ready to use for logging at next year's Field Day.

Ed, AA9W, met up with Sus, KB9OC, who recently moved to Greendale and he donated a photo album with pictures he took of various club events over the years.

### Program:

Vic, WT9Q, went over his plans to build a 160m 'Windom' off-center fed dipole antenna at his home QTH this past winter. He scouted his property to determine the best location and he was able to use his crank-up tower as the center support point. Two pine trees were used to 'hide' his 20-foot support poles for the ends with two logs used as a counterweight. This prevents sagging of the dipole during windy conditions. His presentation is available on the club's website for viewing the pictures of his final setup. He's received good reports when using it so he's happy with the results. Total part cost was approximately \$200.

### 50/50 Drawing:

Kristian Moberg, KC9TFP, ran the drawing and Nancy, KC9FZK, was the winner.

### Auction:

Stan Kaplan, WB9RQR, ran the auction.

### Officer Reports:

President's Report: Gary sent a bill to Circle B via certified mail with the expenses incurred due to our Spring Swapfest being moved.



1<sup>st</sup> VP Report (Chuck, W9KR): None.

2<sup>nd</sup> VP Report (John, W9FAD): None.

Repeater VP Report (Tom, KC9ONY): The 440 system is experiencing interference. The 220 controller had to be reset and the 2m system lost a power supply and is operating at lower power.

Secretary's Report/Minutes: Gary, K9DJT, noted a correction in last month's minutes for his callsign under New Business. Dave, N9UNR, made a motion to accept the minutes and Bill, W9MXQ, seconded the motion. The motion passed.

Treasurer's Report (Dave, N9UNR): Dave, N9UNR, moved to accept the treasurer's report. Bill, KA9WRL, seconded the motion. The motion passed.

#### Committee Reports:

Field Day: Ken, W9GA, discussed this year's Field Day outing. For the most part, everything worked out well even though several prominent operators were no longer with us. Mike, AE9MY, did a fantastic job taking care of power and lighting in Terry's absence and Kristian, KC9TFP, did a great job with the cook tent. He thanked everyone for their help in making this a successful Field Day although the number of contacts went down from years past (approximately 2400 operating 4A). Consideration to move next year's event to a new location is being considered. Firemen's Park in Cedarburg was mentioned and the FD committee will report back to the members.

Lighthouse Event: A new lighthouse has been selected this year. The Kevich lighthouse is located along Lake Shore Road between Falls Road and Lakefield Road (1270 Lake Shore Rd, Grafton, WI) will be used.

#### Old Business:

None.

#### New Business:

Tom, W9IPR, plans to hold a scholarship meeting in the near future. He also indicated that flyers for the Fall Swapfest are being distributed along with next year's Spring Swapfest.

Bill, KA9WRL, suggested that the club consider donating a motorized in-ceiling mounted projector screen for the Grafton Senior Center. He will get pricing information and report back to us. A few years ago, the club donated two wall-mounted fans in their basement in consideration for their low rent charge to the club and to provide additional community service.

Gary, W9DJT, brought a motion to the club to add \$100 to the Health and Wellness fund. Tom, W9IPR, seconded it and all members voted in favor. The motion passed.

#### Adjournment:

Stan, WB9RQR, moved to adjourn and John, KB9RHZ, seconded the motion. The motion passed. The meeting adjourned at 9:15 PM.

#### Member Attendance:

There were 36 members present and 3 guests.

A copy of the attendance sheet is available upon request in PDF format. Please contact me via email at: [n9loo@arrl.net](mailto:n9loo@arrl.net) if you would like a copy.

Respectfully submitted,  
Brian Skrentny, N9LOO  
Secretary

## **AGENDA**

*August 13, 2014*

1. 7:00 – 7:30 PM – Network & Rag Chew
2. Call to order: Gary Drasch , K9DJT
3. Introductions.
4. Announcements, Bragging Rights, Show & Tell, Upcoming events, Etc.,
5. Program: Wire & Stealth Antenna – Tom Ruhlmann,(W9IPR)
6. 50/50 – Kristian Moberg, KC9TFP
7. Fellowship Break
8. Auction – Stan Kaplan (WB9RQR)
9. Presidents Report – Gary. Drasch, K9DJT
10. 1<sup>st</sup> VP Report – Chuck Curran, W9KR
11. 2<sup>nd</sup> VP Report – John Strachota, W9FAD
12. Repeater VP report – Tom Trethewey, KC9ONY
13. Acceptance of Minutes : Bryan Skrentny, N9LOO
14. Treasurer's report – Dave Barrow, N9UNR
15. Committee reports.  
Other:
16. OLD BUSINESS
17. NEW BUSINESS
18. Adjournment to ?

Return undeliverable copies to

### **The ORC Newsletter**

465 Beechwood Drive  
Cedarburg WI\* 53012

### **First Class**

Next ORC Meeting

#### **Grafton Senior Citizens Center**

**1665 7<sup>th</sup> Avenue, Grafton**  
Wednesday, August 13<sup>th</sup>

7:00 PM – doors open

7:30 – Membership Meeting