


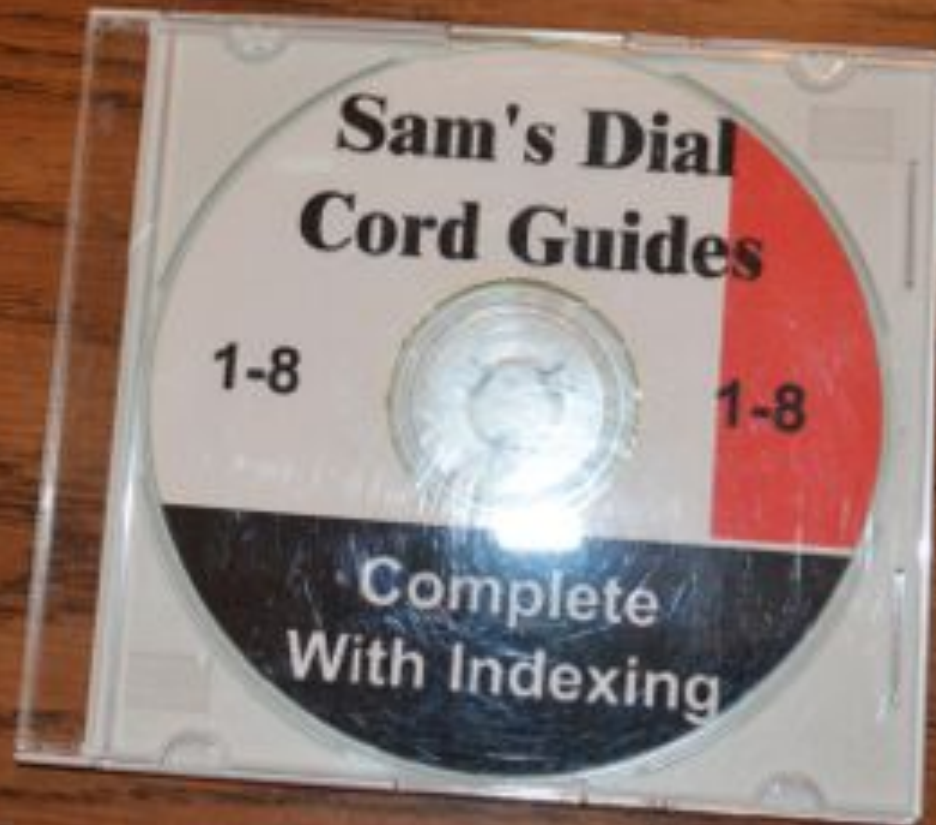
OLD RADIO REPAIRS



Resources Available




Dial Cord Replacement



Zenith Service Manuals



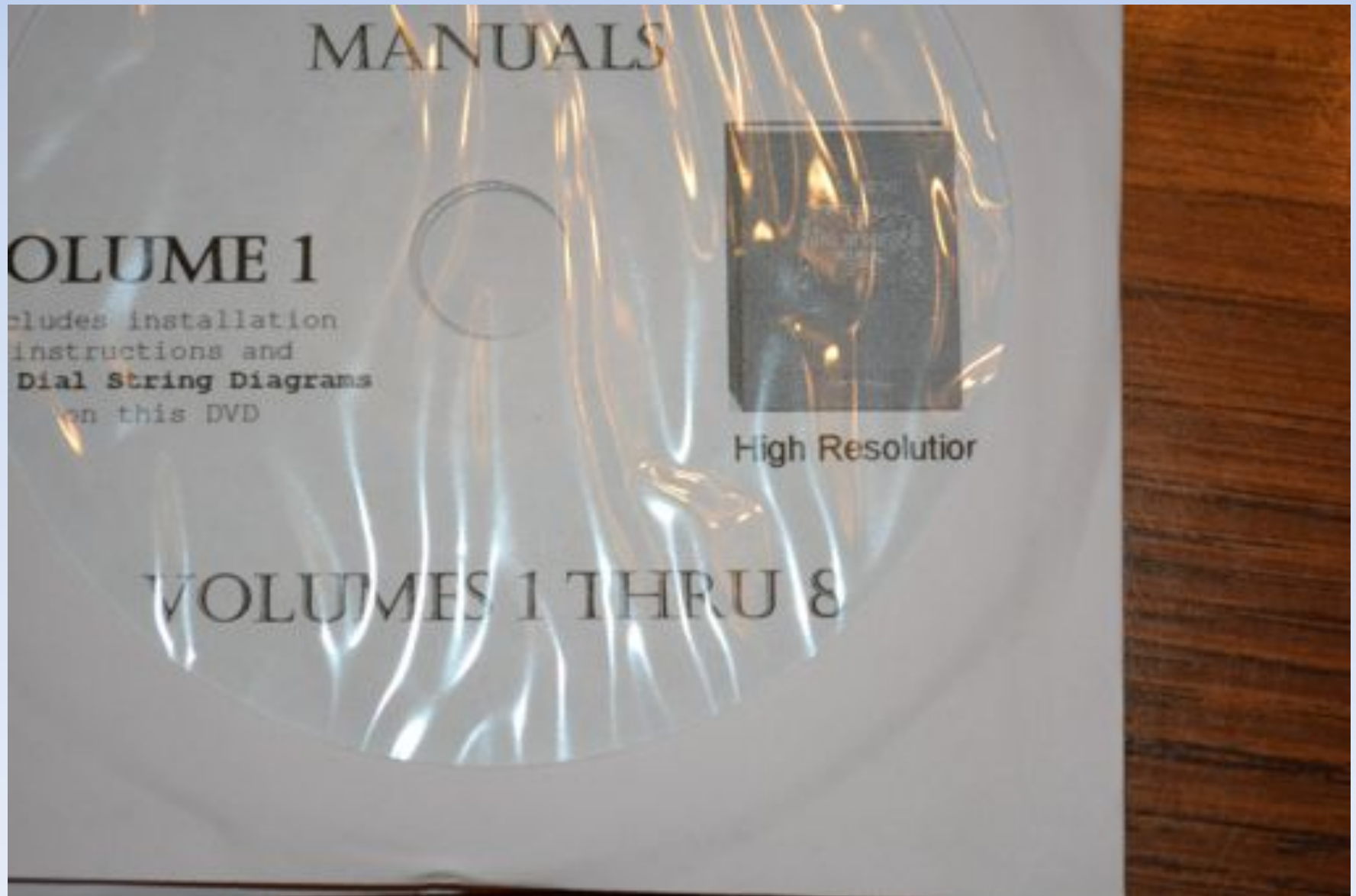
Low Resolution Ryder's Service Manuals



High Resolution Ryder's Manuals



High Resolution Ryder's



RCA Tube Manuals



RCA RC-14 Manual from 1940's



Inside the RC-14 Manual !!



THIS SIDE OF CARD IS FOR ADDRESS

Mr. William L. Nicholson

723 West 27th Street

Norfolk, Virginia

Call to War, circa 1944

NORFOLK DIVISION
VIRGINIA POLYTECHNIC INSTITUTE
NORFOLK, VIRGINIA

The Radio Maintenance and Repair
class for which you registered will
start Monday, October 2, 1944
at 7:00 P.M. Please report to
Room 17 at that time.

Because of the short intensive
nature of these courses, it is
important that trainees make every
effort to attend regularly and
punctually.

WAR TRAINING OFFICE

Old Radio Repairs Web Site



Radio Arrives



A Zenith 5S228, from 1937



Radio Chassis Removed



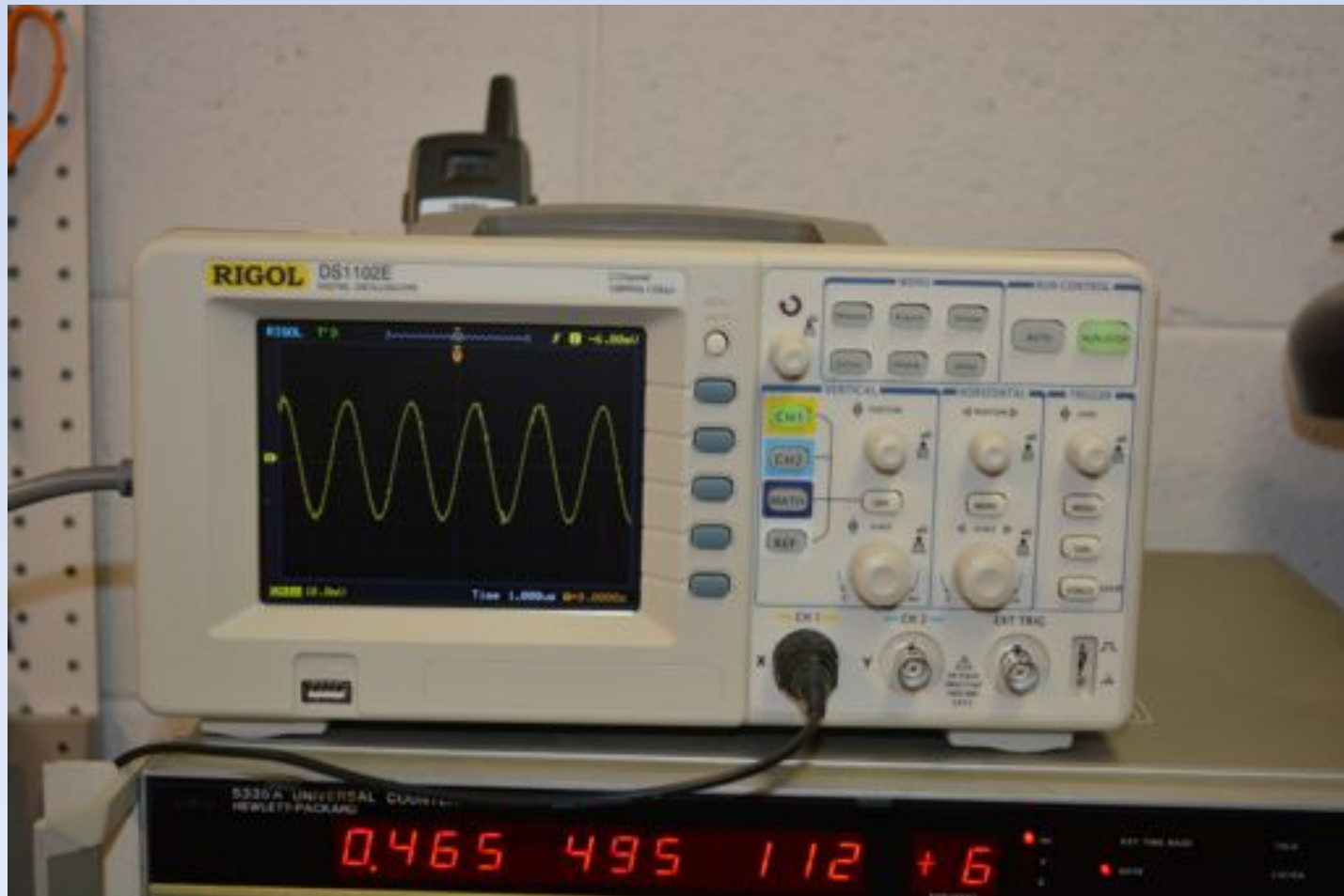
Test all the Tubes



Test Equipment Used



New Toy, Rigol 1102E Digital Scope, reviewed in October QST



Initial Chassis Inspection



Surprise , many burnt wires



Burnt wires close-up



Damaged Band Selector Switch




Parts Removal



Input Coil Set Removed



Coil Set Removed from Can



Proof of Time Travel?



Ozaukee Radio Club Awards Banquet!!



October 16, 1936

Hello Ozaukee Radio Club:

Glad to hear of your pending Awards Banquet on March 8, 2014!

A fun time will be had by all attending! Glad we were able to accurately predict the date here in 1936, it works out well for all.

Best Wishes and see you there,

A handwritten signature in cursive script that reads "E F McDonald".


Commader Eugene F. McDonald

President Zenith Corporation

None of the individual coils were open!



New Leads soldered into position




Re-assembly of band switch and coil set



Arcing Tube Socket Replacement



New Octal Socket Installed



New coupling and electrolytic capacitors installed
Powered it up and it worked (of course!)



New Volume Control Installed



New Pots from 1940's



You only have this if you have been
locked too long in a basement
room----



Pricing for new POT?

PHILCO SERVICE

OUR CHARGES
FOR RADIO SERVICE AND REPAIRS
ARE STANDARD
AND REASONABLE

AS MEMBERS OF PHILCO SERVICE - A WORLD-WIDE ORGANIZATION OF RADIO SERVICE MEN
WE INSURE THE PRICE OF SERVICE TO THE HIGHEST STANDARDS AND QUALITY
CHARGES FOR KNOWLEDGE AND SKILL IN RADIO SERVICE MEN

REPAIRS AND SERVICE	CHARGES	REPAIRS AND SERVICE	CHARGES
Service call - 1.00		Service call - 1.00	
Diagnosis - 1.00		Diagnosis - 1.00	
Adjustment - 1.00		Adjustment - 1.00	
Repair - 1.00		Repair - 1.00	
Parts - 1.00		Parts - 1.00	
...

50 DAY GUARANTEE

CHARGES FOR SERVICE AND ALL PHILCO PARTS AND TUBES HERE

RCA

Auth

TV - R

Price per Item, circa 1938----

AND REASONABLE

AS MEMBERS OF PHILCO SERVICE—A WORLD-WIDE ORGANIZATION OF RADIO SERVICE MEN
 WE ENDORSE THE POLICY OF INSURING TO THE PUBLIC PROPER AND REASONABLE
 CHARGES FOR THOROUGH AND RELIABLE RADIO SERVICE

REPLACEMENTS AND REPAIRS

These standard charges cover service only and include all testing required to locate trouble. Prices for materials used are extra and are listed in the Philco Catalog of Parts, Accessories, Tubes and Batteries.

Aerial (built-in Loop): replacement or repair	\$3.00
Audio Amplifier: resistor or condenser replacement, wiring repairs	2.75
Audio Transformer: replacement	2.75
Automatic Frequency Control System: resistor or condenser replacement, wiring repairs	4.50
Automatic Record Changer: Repair, including: cleaning, adjustment & lubrication	5.00 to 9.50
Automatic Volume Control System: resistor or condenser replacement, wiring repairs	3.50
Condenser (Main Filter): replacement	2.25
Condenser (Compensator): replacement	4.00
Condenser (Tuning Gang): replacement	1.50

Oscillator Circuit: resistor or condenser replacement, wiring repairs	2.75 to 4.50
Oscillator Coil: replacement	4.00
Phonograph Motor: cleaning & lubrication	3.25
Phonograph Motor: replacement	3.00
Phonograph Pickup: replacement or adjustment	2.50
Power Supply Circuit: resistor or condenser replacement, wiring repairs	2.75
Power Transformer: replacement	6.25
Radio Frequency Amplifier: resistor or condenser replacement, wiring repairs	3.50
Radio Frequency Transformer: replacement	4.00
Resistor (Voltage Divider): replacement	2.75
Speaker Cone: recentering	1.50
Speaker Cone: replacement	3.50
Speaker replacements	2.75
Station Selector System (Mechanical): adjustment and lubrication	3.00
Switch (only on-off): replacement	2.75
Switch (Push Button): cleaning and lubrication	1.50
Switch (Push Button): replacement	4.75

Single Ba
 Single Ba
 Multi Ba
 F. M. Se
 A
 Push But
 Motor Op
 p
 schedul
 ful with
 process
 engine
 trouble
 ruption
 mittant
 time, p

NO GUARANTEE

Dial Scale: replacement	2.00	Tubes: replacement (one or complete set)	1.50
Discriminator Circuit: resistor or condenser replacement, wiring repairs	4.50	Tube Socket: replacement	4.00
Discriminator Transformer: replacement	5.50	Vibrator: replacement	1.25
Filter Choke: replacement	3.75	Volume Control: replacement	3.25
Intermediate Frequency Amplifier: resistor or condenser replacement, wiring repairs	2.75 to 4.50	Volume Expansion Amplifier: resistor or condenser replacement, wiring repairs	4.75
Intermediate Frequency Transformer: replacement	4.00	Wireless Remote Control Amplifier: resistor or condenser replacement, wiring repairs	4.25
Linker Circuit: resistor or condenser replacement, wiring repairs	3.75	Wireless Remote Control Transformer: replacement	4.75
		Wireless Remote Control Stepper: replacement	5.75

The standard PHILCO SERVICE charges include only the work done on a radio in the shop or the home. On outside service calls an additional charge is made for traveling time and for transportation depending upon distance and the number of trips required to complete the work. On automobile radio brought to shop in cars an additional charge of \$1.00 will be made for removal and reinstallation.

MINIMUM CHARGES: \$1.50 on all radios brought to shop. \$2.00 plus transportation on outside calls.

90 DAY GUARANTEE

COVERS OUR SERVICE AND ALL PHILCO PARTS AND TUBES USED

Cabinet Issues




Gluing loose veneer




Apply the Glue




Clamp & Wait



New back cover doesn't fit?



Really a Parallelogram, as made at the factory



Owner wanted a cover-----




Finished Radio, working 100%
shipped to owner on 10-28-2013



Collins 32S-3



Band Switch Issues



Collins KWS-1, 1 KW Transmitter



KWS-1



KWS-1 Chassis View



REAL RADIOS GLOW IN THE DARK !



This is a Capehart built Collins R-390A, made in 1961. The "A"

